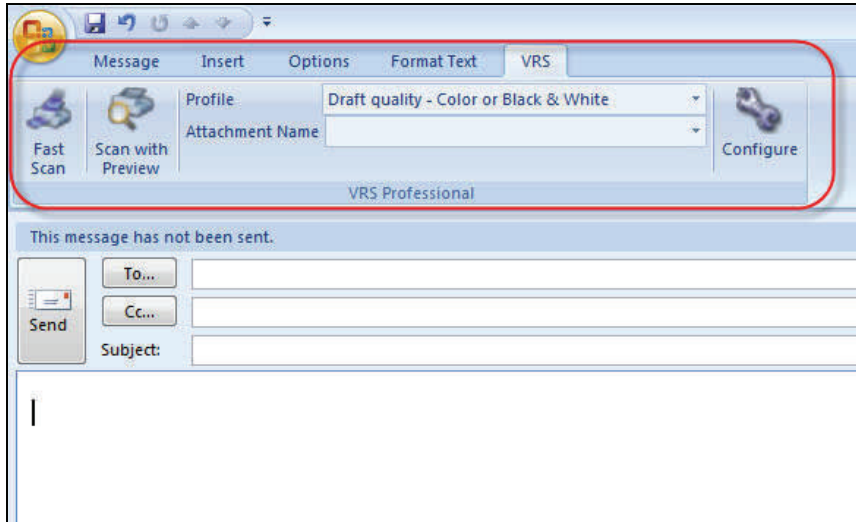


VRS 4.2 Professional

Key New Features

Desktop Productivity



You're in the middle of writing an email message when you realize that you need to scan and attach a document. What do you do? Today most workers must leave their email program to launch a separate scanning application, scan the document once if you're lucky, or several times if adjustments are needed to make it legible, save the scanned document, return to the email program and select the attach command, navigate to the saved document (assuming you remember where you saved it), attach the document, then return to composing your email message. Do that a couple times a day and you quickly realize what a cumbersome, time-consuming process this is.

Or you can use the new Desktop Productivity feature included in VRS 4.2 Professional. While working within popular email programs (Outlook 2007/2003/XP or Lotus Notes 6.x), you can scan documents without having to switch to a separate scanning application. Instead, simply select one of two options that VRS 4.2 adds to the menu bar atop the email program: Scan with Preview or Fast Scan. Select Scan with Preview and scanned documents are displayed in a thumbnail viewer after correction and enhancement by VRS. You can save these scanned documents and immediately attach them to your email message, or make further adjustments to the images before saving and attaching them. Choose Fast Scan and VRS 4.2 Professional scans, corrects, names, saves and attaches the document all in one step. Anyone who must repeatedly scan and distribute documents via email will find this new VRS 4.2 feature provides a real boost to their personal productivity.

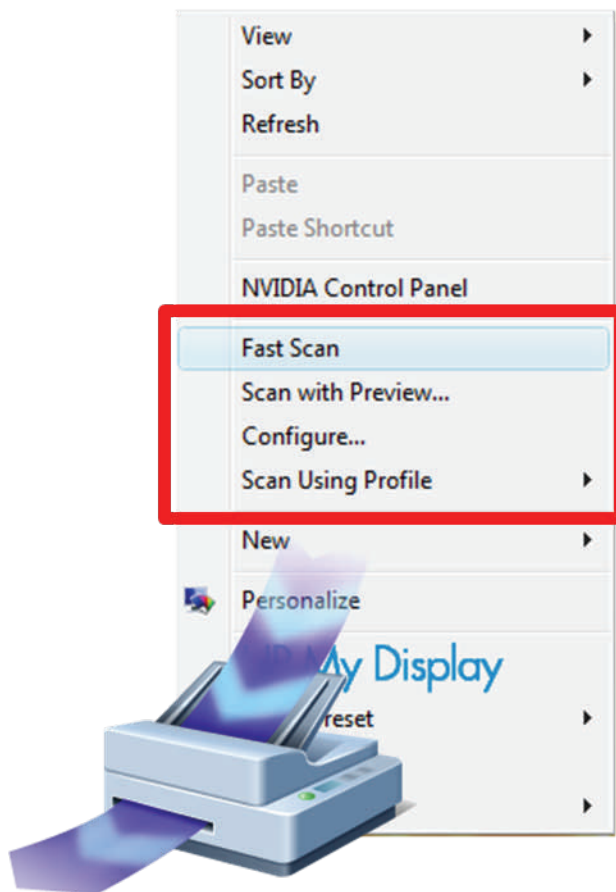
Benefits

- Innovative Desktop Productivity features allows you to scan directly from your established email client.
- Green Office : Don't Fax, Scan-to-Email Instead.
- Produces very small, high quality PDF files without the need for the full version of Adobe Acrobat.

VRS 4.2 Professional

Key New Features

VRS RightClickScan[™]



The Desktop Productivity feature of VRS 4.2 Professional also allows you to scan and save documents to your desktop or a folder without having to launch a separate scanning application. Simply right click on the desktop or a folder, select Fast Scan, Scan with Preview or Scan Using Profile, and your document will be scanned and saved in the designated location.

With scanners becoming as common as printers in the workplace, document imaging increasingly is a routine part of workers' daily activities. Now, with Desktop Productivity, operating these scanners is as simple and straightforward as operating a printer, with a menu selection or right click all that is needed to create a crisp, clear digital image of any paper document.

Benefits

- No technical expertise required. Now it's as easy to scan as it is to print.
- Use VRS to adjust image quality in any document.
- Thumbnail view for quick browsing and images adjustments.

VRS 4.2 Professional

Key New Features

Enhanced VRS Advanced Clarity

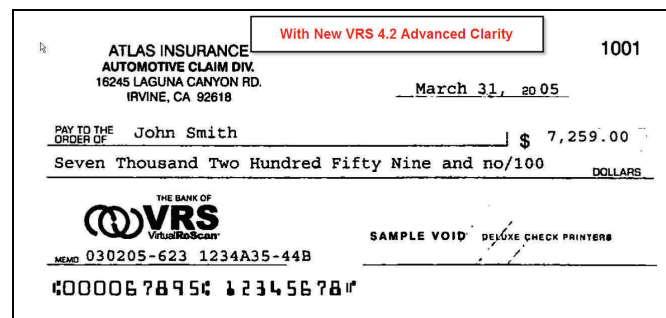
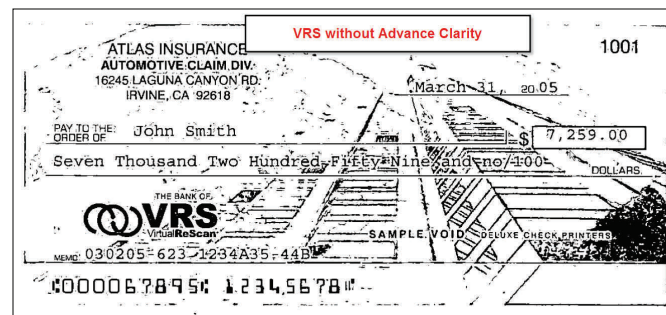
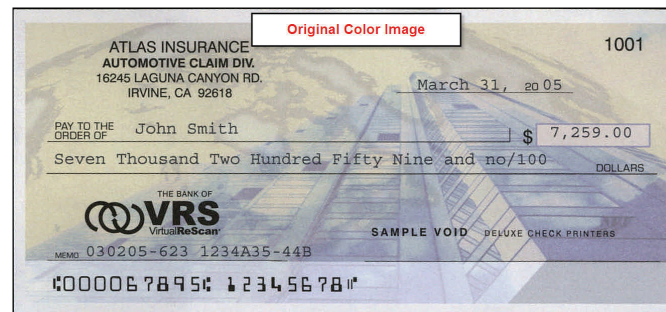


VRS 4.1 Professional introduced the Advanced Clarity feature, which could resurrect legible images from documents previously considered unscannable. In VRS 4.2 Professional Advanced Clarity is improved to make it even faster and more accurate than

before. With Advanced Clarity, difficult source materials such as blueprints, documents printed on security paper (checks, birth certificates, car titles, etc.), documents with dense, textured background – even balled-up documents rescued from the trash – can be turned into crisp, highly legible scanned images that in many cases are easier to read than the original paper document.

Benefits

- Produces crisp images on challenging originals.
- Significantly reduces file size.
- Eliminates costly rescans.



VRS 4.2 Professional

Key New Features

Improved Intelligent Content Based Rotation



This has become an incredibly popular VRS Professional feature. Not only does it relieve scanner operators of the burden of manually turning pages to the same orientation before scanning, but it also can significantly improve the throughput of high volume scanning operations. By scanning all documents in landscape mode, only 8.5" of paper (for U.S. letter-sized documents) needs to pass through a scanner's transport mechanism rather than the 11" portrait mode requires. VRS 4.2 Professional's Auto-Orientation feature then rotates the document image to portrait mode, allowing a scanning operation to replace part of a mechanical-speed process with a digital-speed procedure. That may not seem like a significant difference, but if you're scanning thousands – perhaps millions – of documents each day, little savings like these can add up to huge increases in productivity. VRS 4.2 Professional includes an enhanced Auto-Orientation feature, making it faster and more accurate than ever before.

VRS 4.2 Professional extends Auto Orientation support to include Asian languages, as well as Arabic, Cyrillic and Greek. As with earlier releases, also detects content in English, French, German, Italian, and Spanish.

In addition, you can use the Auto Crop option to automatically crop every page to its original size. Auto Crop is important for a precise registration of each image, which is required to achieve accurate optical character recognition (OCR). When Auto Crop is enabled, you can use Edge Cleanup to automatically remove black borders from an image. The Edge Cleanup process involves using white pixels to replace any black pixels in the border around the image. The end result is the preservation of the length and width of the paper size according to the dimensions of the cropped image.

Benefits

- Reduces document preparation costs.
- Improves effective scanner throughput.

VRS 4.2 Professional

Key New Features

New File and Compression Format Support

If you are using VRS with an ImageControls-based scanning application, you now have access to this expanded lineup of image storage and compression formats:



Image Storage Formats

- TIFF, PDF, DCX, GIF, PCX, BMP, JPG, CALS, PNG

TIFF JPEG Style

- Kofax Classic (default): Offers backward compatibility to support some Kofax legacy applications
- TIFF 6.0: Compatible with the TIFF 6.0 specification for storing image data
- Technical Note 2: Compatible with the TIFF Technical Note 2 specification for storing image data

Compression Formats

- | | | | |
|--------------------|----------------|-----------------|--------|
| • CCITT Group 4 | • Uncompressed | • CCITT Group 3 | • JPEG |
| • CCITT Group 3/2D | • TIFF2 | • LZW | |

64-bit Vista Support

Although today few scanners offer drivers compatible with 64-bit Vista systems, it's inevitable that many high performance models eventually will provide them. And when they do, you'll be ready to utilize them fully, as VRS 4.2 Professional is designed to provide 64-bit Vista support.

Enhanced TWAIN Compatibility

VRS 4.2 Professional is now TWAIN 1.9 compliant, providing improved compatibility with TWAIN applications, particularly those utilizing endorsing, bar code recognition and compression features.